

General Fund Interim Budget Report

for the period ended March 31

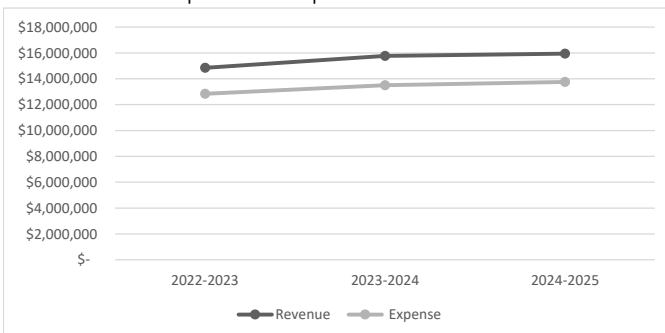
	2022-2023		2023-2024		2024-2025		% of Budget	Budget
REVENUES								
Local	\$	4,477,190	\$	5,035,212	\$	4,631,094	100%	\$ 4,630,536
Interdistrict		9,815		9,090		11,960	0%	3,190,698
Intermediate		7,572		9,610		11,706	132%	8,900
State		9,752,548		9,887,607		10,276,983	66%	15,606,429
Federal		387,331		784,742		949,077	82%	1,161,503
Other		214,727		44,742		65,694	73%	89,730
TOTAL REVENUE	\$	14,849,182	\$	15,771,003	\$	15,946,513	65%	\$ 24,687,795

EXPENSES								
Undifferentiated Curriculum	\$	2,936,678	\$	3,145,562	\$	3,122,941	61%	\$ 5,111,520
Regular Curriculum		2,838,103		3,042,407		3,209,032	62%	5,193,337
Vocational Curriculum		334,901		381,840		386,241	62%	626,758
Physical Curriculum		242,924		249,341		267,040	65%	410,175
Co-Curricular		190,840		247,757		261,062	87%	301,124
Special Needs		139,385		98,711		54,946	65%	84,295
Pupil Services		585,660		659,168		650,087	61%	1,059,539
Instructional Staff Services		789,558		1,085,481		1,297,879	70%	1,845,375
General Administration		433,379		473,596		481,828	75%	640,711
Building Administration		927,536		1,007,114		970,633	74%	1,306,872
Business Administration		2,352,838		2,432,440		2,444,842	77%	3,192,101
Central Services		583,880		221,770		188,357	72%	260,620
Insurance & Judgments		158,527		154,012		187,861	98%	191,941
Debt Service		-		-		-	-	-
Other Support Services		193,665		221,638		146,093	40%	368,543
Interfund Transfer		-		-		-	0%	2,517,878
General Tuition Payments		132,986		86,059		85,538	5%	1,569,006
Non-Program Transactions		-		921		1,400	17%	8,000
TOTAL EXPENSES	\$	12,840,862	\$	13,507,817	\$	13,755,781	56%	\$ 24,687,795

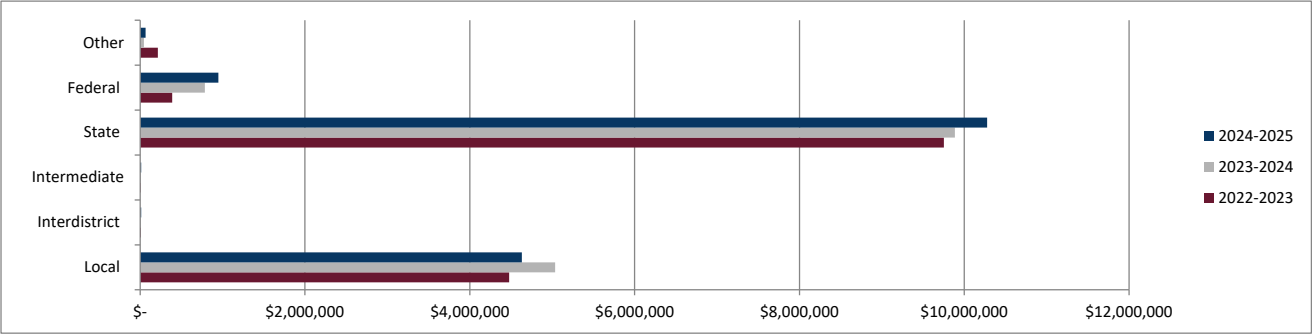
NET INCOME (LOSS)	\$	2,008,320	\$	2,263,185	\$	2,190,732
--------------------------	-----------	------------------	-----------	------------------	-----------	------------------

Note: The School Board will consider a budget revision for April.

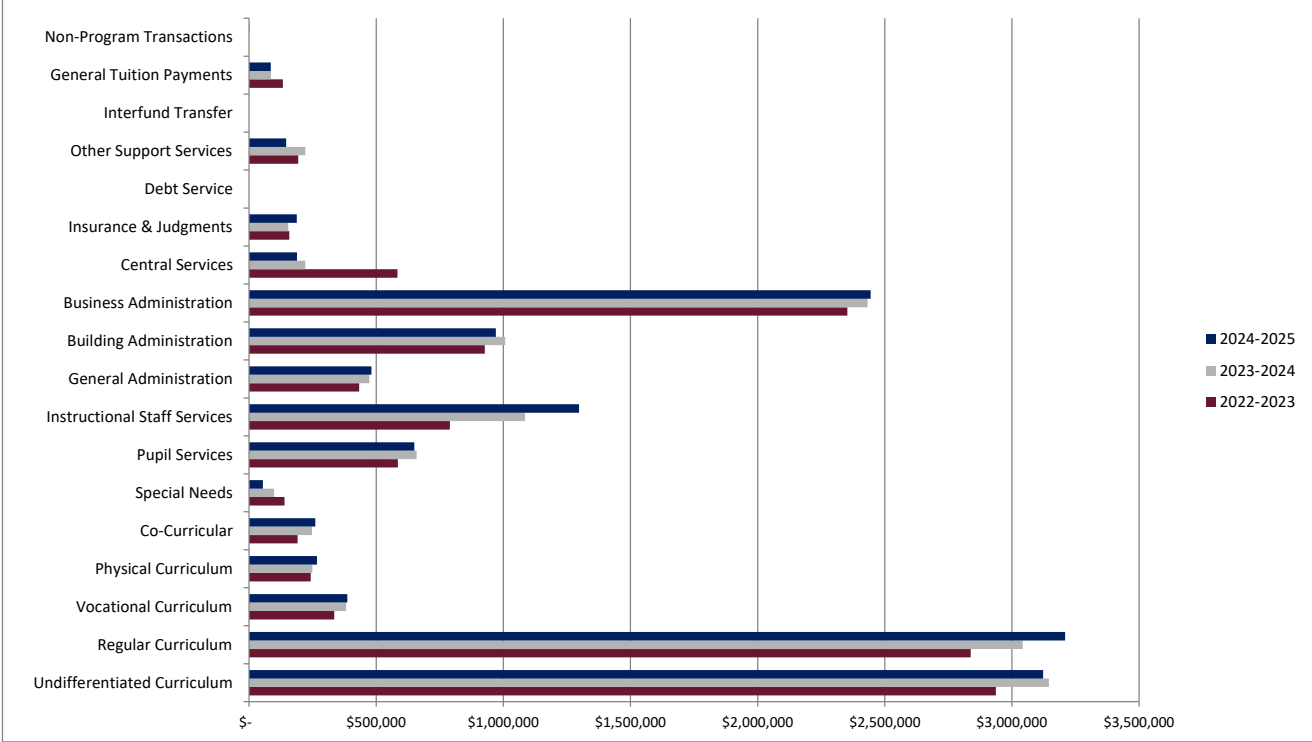
Revenue and Expense Comparison



Revenue by Source



Expense by Function



Definitions

Revenue

Local	Property Taxes, Other Taxes, Non-Capital Sales, School Activity Income, Interest on Investments, Gifts, Student Fees, District Rentals, Student Fines, Charter School Grants
Interdistrict	Transit of Federal Aid, Open Enrollment
Intermediate	Transit of State or Federal Aid through another organization, Medical Service Reimbursement, Payment for Services from CESA or Other Organizations
State	Transportation Aid, Library Aid, Integration Aid, Other Categorical Aid, Special Projects Grants, Computer Aid, Per Pupil Categorical Aid, Other State Revenue
Federal	Title I - IV Grants, Medicaid Settlement, ESSER Grants, CCLC Grant, etc.
Other	Equipment and Vehicle Sales, Insurance Reimbursements, Refunds, Medical Service Reimbursements, Miscellaneous

Expense

Undifferentiated Curriculum	K-8 Instruction
Regular Curriculum	English, Foreign Language, Math, Music, Science, Social Studies
Vocational Curriculum	Business Education, FACE, Engineering & Technology
Physical Curriculum	Health, Physical Education
Co-Curricular	Athletics, Debate, Forensics
Special Needs	Gifted & Talented
Pupil Services	Guidance, Nurse
Instructional Staff Services	Curriculum & Staff Development, Library & Media Services
General Administration	Board of Education, District Administration
Building Administration	Principals' Offices
Business Administration	Accounting, Payroll, Financial Management, Custodial Services, Utilities, Transportation, Facilities
Central Services	Communication (Technology)
Insurance & Judgments	Property, Liability, Workers' Compensation, Unemployment
Debt Service	Leases
Other Support Services	Retiree Payments, Termination Benefits, Administrative Technology Services, Other Support Services
Interfund Transfer	Transfer to Fund 27, Fund 38, Fund 46, Fund 50
General Tuition Payments	Open Enrollment Out, College and University Tuition, CESA School Tuition
Non-Program Transactions	Trust Fund Disbursement, Contracted Instruction, Adjustments and Refunds,